



REVISED EDIT MENU - June 19/06

Edit Menu

There are three selections available in the Edit Menu.

Suppress Reminders: Your system will periodically remind you to perform certain maintenance tasks on your hot tub. If you do not want these reminders to display, you can suppress them. See the Control Panel section for a complete list of the reminders and what they mean.

Temperature display: You have the option of changing the default temperature display from Fahrenheit to Centigrade.

24 hour Time Display: If your hot tub is a 700 series you can select whether your clock is in 24 hours (Military) format or 12 hour (am/pm).

TO ENTER THE EDIT MENU

160, 300 & 500 Series

Press , ,  and then 

700 Series











Press  or , 1, , and 1

Press  ( or  for the ET-7) to scroll through the following available sub-menus.











- **SRN OR SRY** (Suppress Reminders)
- **TCY OR TCN** (Temperature Display)
- **24Y OR 24N** (24 Hour Time Display)

Once a selection is made you will see one of the following on your display:








SRN OR SRY

Press  (1 for the ET-7) and the **N** or **Y** will flash. Press  ( or  for the ET-7) to choose **Y** to suppress reminders or **N** to not suppress reminders. Press  (1 for the ET-7) to accept your selection. Press  ( or  for the ET-7) to go to the next setting selection.

TCY OR TCN

Press  (1 for the ET-7) and the **N** or **Y** will flash. Press  ( or  for the ET-7) to choose **Y** for Celsius or **N** for Fahrenheit. Press  or (1 for the ET-7) to accept your selection. Press  ( or  for the ET-7) to go to the next setting selection.

24Y OR 24N

Press  (1 for the ET-7) and the **N** or **Y** will flash. Press  or  to select either **Y** for Military or **N** for am/pm. Press 1 to accept your selection. Press  or  to go to the next setting selection.

To exit Edit Menu press  twice.